

# Home Fire Deaths & Injuries Report

Overall trends by Age, Gender, Race & Region

From 2007-2011, home structure fires killed an average of **2,570** people and caused an average of **13,210** civilian injuries per year.

Download Report

## Age



From 1980 to 2011, the percentage of fatal home fire victims...

under 5 years fell from **18%** to **6%**

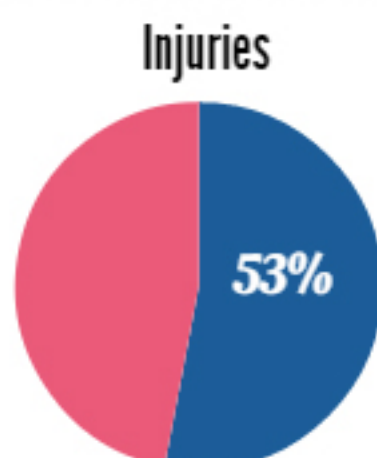
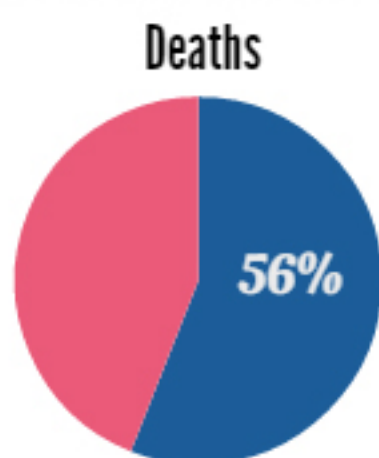
over 65 years increased from **19%** to **31%**



Only 13% of the U.S. population is 65 and older...but 30% of home fire fatalities were at least 65 years of age.

## Gender

Males are more likely to be killed or injured in home fires than females.



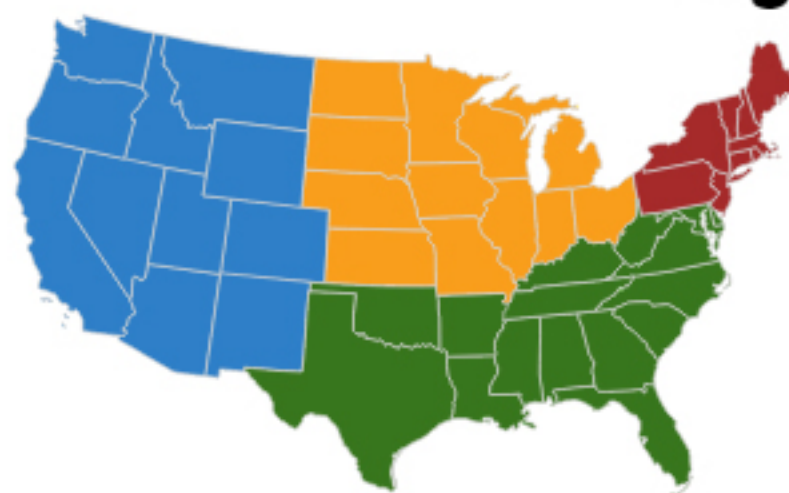
## Race

African Americans were roughly twice as likely to be killed or injured in a home fire as the overall population.

**2X**

## Region

	Deaths	Injuries	Population
Northeast	13%	19%	18%
South	46%	38%	37%
Midwest	28%	29%	22%
West	13%	14%	23%



For more reports and statistics, please visit [www.nfpa.org/research](http://www.nfpa.org/research)